

Draft information on V4 Countries – information society



General information

Czech Republic (CZ)

Year of EU entry: 2004

Member of Schengen area: Yes

Political system: Republic

Capital city: Prague

Total area: 78 866 km²

Population: 10.5 million

Currency: Czech koruna



Hungary (HU)

Year of EU entry: 2004

Member of Schengen area: Yes

Political system: Republic

Capital city: Budapest

Total area: 93 000 km²

Population: 10 million

Currency: Forint



Poland (PL)

Year of EU entry: 2004

Member of Schengen area: Yes

Political system: Republic

Capital city: Warsaw

Total area: 312 679 km²

Population: 38.1 million

Currency: Zloty



Slovakia (SK)

Year of EU entry: 2004

Member of Schengen area: Yes

Political system: Republic

Capital city: Bratislava

Total area: 48 845 km²

Population: 5.4 million

Currency: Euro



Basic Data

Czech Republic (CZ)

GDP at market prices: 149 313.3 million Euro (2010)

GDP per inhabitant in PPS (Purchasing Power Standards, EU-27 = 100): 82.0 (2010)

GDP growth rate: 2.7 % (2010)

Inflation rate: 1.2 % (2010)

Unemployment rate: 7.3 % (2010)

Government debt/GDP: 37.6 % (2010)

Public balance (government deficit or surplus/GDP): -4.8 % (2010)

Hungary (HU)

GDP at market prices: 97 094.8 million Euro (2010)

GDP per inhabitant in PPS (Purchasing Power Standards, EU-27 = 100): 63.0 (2010)

GDP growth rate: 1.3 % (2010)

Inflation rate: 4.7 % (2010)

Unemployment rate: 11.2 % (2010)

Government debt/GDP: 80.2 % (2010)

Public balance (government deficit or surplus/GDP): -4.2 % (2010)

Poland (PL)

GDP at market prices: 354 310.0 million Euros (2010)

GDP per inhabitant in PPS (Purchasing Power Standards, EU-27 = 100): 63.0 (2010)

GDP growth rate: 3.9 % (2010)

Inflation rate: 2.7 % (2010)

Unemployment rate: 9.6 % (2010)

Government debt/GDP: 55.0 % (2010)

Public balance (government deficit or surplus/GDP): -7.8 % (2010)

Slovakia (SK)

GDP at market prices: 65 887.4 million Euro (2010)

GDP per inhabitant in PPS (Purchasing Power Standards, EU-27 = 100): 74.0 (2010)

GDP growth rate: 4.2 % (2010)

Inflation rate: 0.7 % (2010)

Unemployment rate: 14.4 % (2010)

Government debt/GDP: 41.0 % (2010)

Public balance (government deficit or surplus/GDP): -7.9 % (2010)

eGovernment

Czech Republic (CZ)



Strategies

- Strategy for the development of Information Society services for the period 2008-2012
- Efficient Public Administration and Friendly Public Services – Strategy on Realisation of Smart Administration in the Period 2007-2015
- National Policy 'Digital Czech Republic' (2011)

Previous

- State Information and Communications Policy (e-Czech 2006)
- State Information Policy (1999-2001)

Legislation

- Act on Electronic Actions and Authorised Document Conversion (2008) (No. 300/2008 Coll.)
- Act on Public Administration Information Systems (2000) (No. 365/2000 Coll.)
- Act on Basic Registers (2009) (No. 111/2009)

and other (free access to information, protection of personal data, electronic signature)

Government Actors

- Ministry of the Interior
- Government Council for the Competitiveness and the Information Society

Regional & Local

- individual Regions and Communes
- Union of Towns and Municipalities of the Czech Republic
- Association of Regions of the Czech Republic

Hungary (HU)



Strategies

- Electronic Administration Operational Programme 2007-2013

Previous

- 'E-Public Administration 2010' Strategy (2008-2010)

Legislation

- Government decrees and resolutions passed between 2004 and 2008
- Act on Protection of Personal Data and Disclosure of Data of Public Interest
- Act on the Freedom of Information by Electronic Means

and other (electronic signature, public procurement)

Government Actors

- State Secretariat for Infocommunication (SSI), Ministry of National Development

Regional & Local

- Hungarian National Association of Local Authorities (TÖOSZ)
- Association of Cities of County Rank (MJVSZ)
- National Association of Intelligent Local Authorities (ITOSZ)

Poland (PL)



Strategies

- Strategy for the Development of the Information Society in Poland until 2013

Previous

- National Computerisation Plan (2007-2010)
- eGovernment Action Plan (2005-2006)
- ePoland-The Strategy on the Development of the Information Society in Poland (2004-2006)

Legislation

- Act on the Computerisation of the Operations of the Entities Performing Public Tasks (2005)
- Act on Access to Public Information (2002)
- Regulation on the Manner, Scope and Mode of Access to Data Stored in a Public Register (2005)
- and other (electronic signature, public procurement, e-commerce)

Government Actors

- Ministry of Administration and Digitisation
- Committee of the Council of Ministers for Digitisation Affairs
- IT Project Centre

Regional & Local

- Regional & Local Authorities

Slovakia (SK)



Strategies

- Revision of Building eGovernment (2011-2013)
- eGovernment Strategy of the Slovak Republic (2008-2013)
- The National Concept of eGovernment (2008-2013)
- The Concept of Software Products Usage for Public Administration (2009-2013)

Previous

- National Strategy for Information Security of the Slovak Republic (2008-2010)
- Competitiveness Strategy for the Slovak Republic until 2010 (2004-2010)
- Strategy and Action Plan for the Development of the Information Society (2004)

Legislation

- The legislative intent of eGovernment Act (Resolution No. 657/2010)
- Act No. 275/2006 of Coll. on Public Administration Information Systems
- Decree No. 312/2010 on standards for information systems of public administration
- Decree No. 478/2010 on basic code list of public administration sections and public administration agendas

and other (freedom of information, electronic signature, information security, personal data protection, e-commerce)

Government Actors

- Ministry of Finance
- The Government Plenipotentiary for Information Society

Regional & Local

- The Union of Towns And Cities of Slovakia (Únia miest Slovenska)
- Association of Towns and Municipalities of Slovakia (ZMOS)
- Association eSlovensko

EU



Strategies

- Europe 2020 - a strategy for smart, sustainable and inclusive growth
- Digital Agenda for Europe
- European eGovernment Action Plan 2011-2015

Previous

- i2010 - A European information society for growth and employment

Legislation

- Number of Directives - data protection/privaczn, eCommerce, eCommunication, eSignature, eCommerce, eProcurement, Re-use of Public Sector Information (PSI)

Actors

- Vice-President of the European Commission responsible for Inter-Institutional Relations and Administration
- Directorate-General for Informatics (DIGIT)

Associations of local authorities

- EUROCITIES, Mayor Cities of Europe – IT Users Group, Global Cities Dialogue, Smart Cities
- CEMR/CCRE, Elanet, ERISA

Information Society Indicators

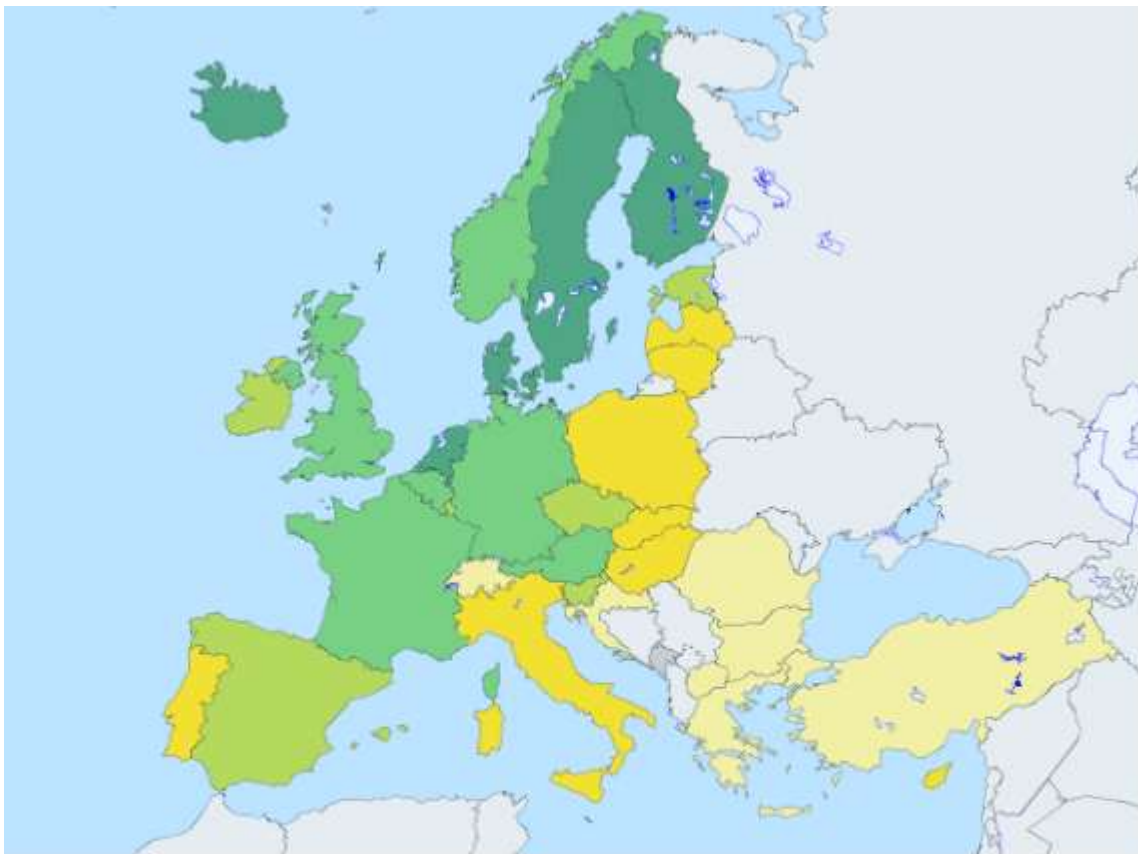
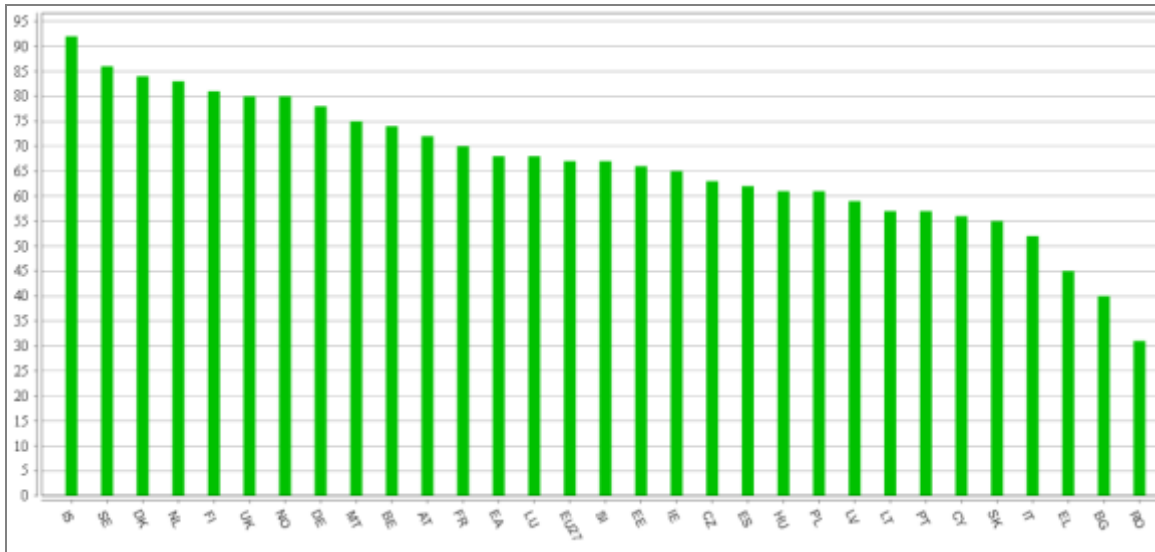
(selected)

Information society	CZ	HU	PL	SK	EU27
Level of Internet access - households	67	65	67	71	73
Households with broadband access	63	61	61	55	67
Broadband penetration rate - lines per 100 inhabitants	20,4	19,7	14,9	15,5	25,7
Individuals regularly using the Internet	63	66	58	72	68
Individuals never used the Internet	24	28	33	20	24
Individuals using the Internet for interaction with public authorities					
- obtaining information from public authorities web sites	27	37	21	41	35
- downloading official forms	18	26	14	19	25
- sending filled forms	33	18	9	11	21

Source: Eurostat, data 2011

Households with broadband access

Percentage of households with at least one member aged 16 to 74.



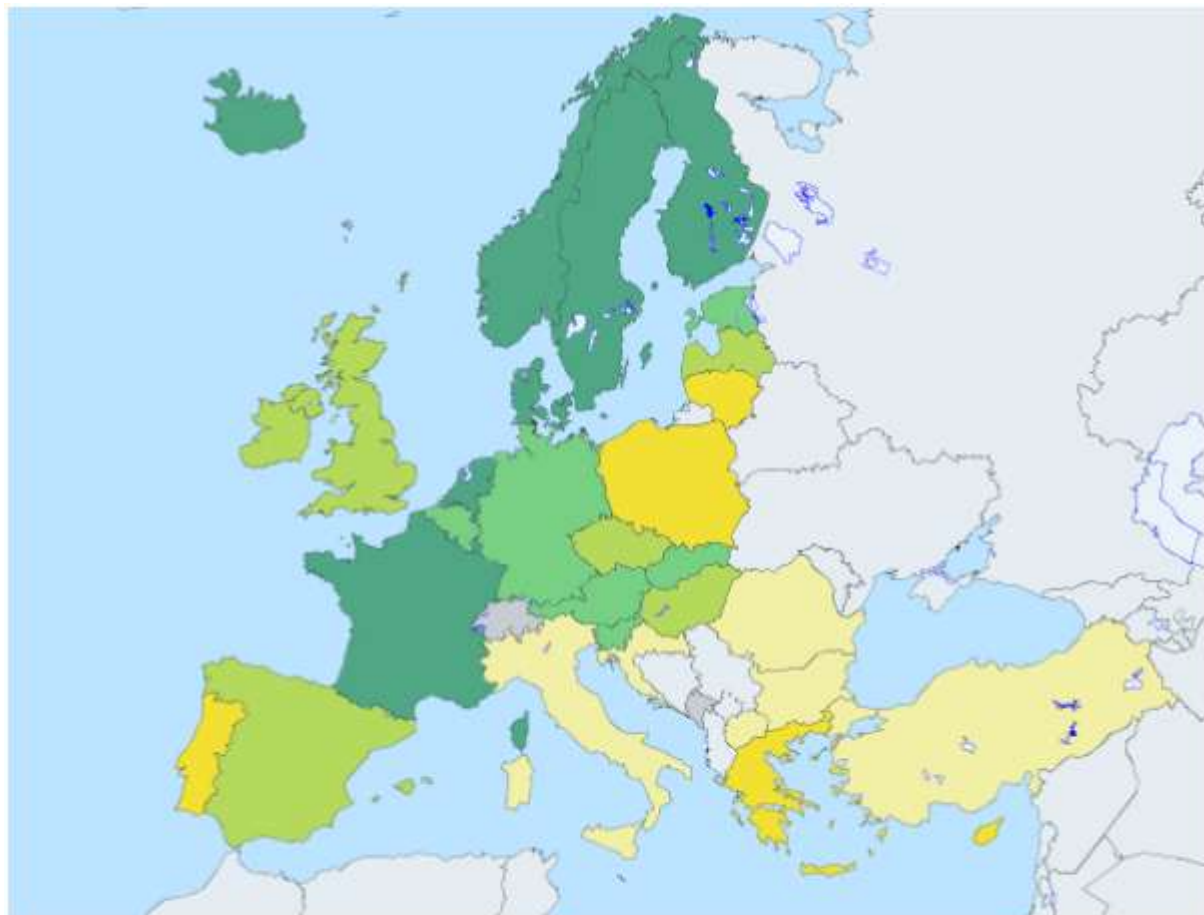
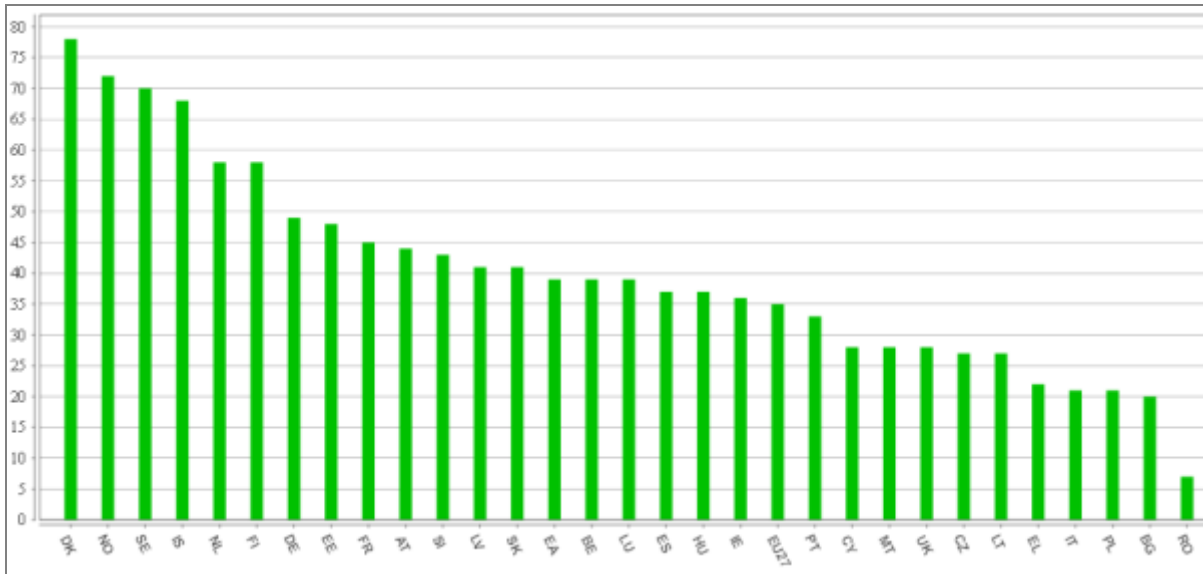
Households with broadband access - % of households with at least one member aged 16 to 74

Legend (Series: 2011)



Individuals using the Internet for interaction with public authorities

Internet use: obtaining information from public authorities web sites



Individuals using the Internet for interaction with public authorities - % of individuals aged 16 to 74

Legend (Series: 2011)



Czech Republic



Specific activities focused on local and regional level

Associations

- Union of Towns and Municipalities of the Czech Republic (SMO ČR)
- Association of Regions of the Czech Republic (AK ČR)

Both: Advisory committees for information society / eGovernment. Represented in Working Group of the Government Council for the Competitiveness and the Information Society.

- Association of Secretaries of Cites and Municipalities Authorities (STMOÚ)
close cooperation with SMO CR



Benchmarking / Best practices / Awards

Golden Crest Award (Zlatý erb)

The Czech At (Český zavináč)

Biblioweb

Geoapplication of the Year (CAGI)

Infoliga, Otevřeno / Zavřeno (Open society)

The Best (Egovernment)

Quality in Public Administration (Ministry of Interior)



Conferences

ISSS/LORIS/V4DIS (Hradec Králové)

Year of the Regional Informatics

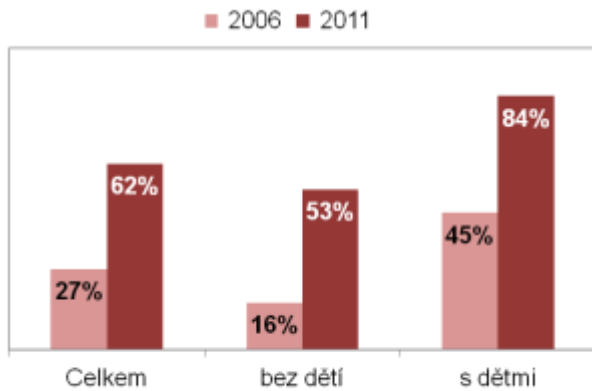
Year of the City Informatics

Meeting of IT executives form municipalities with delegated power (Kladno)

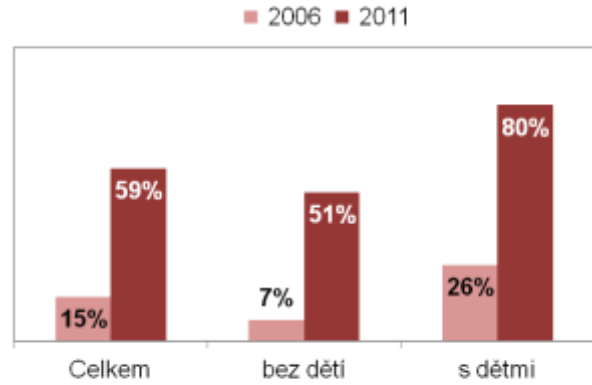
ePraha



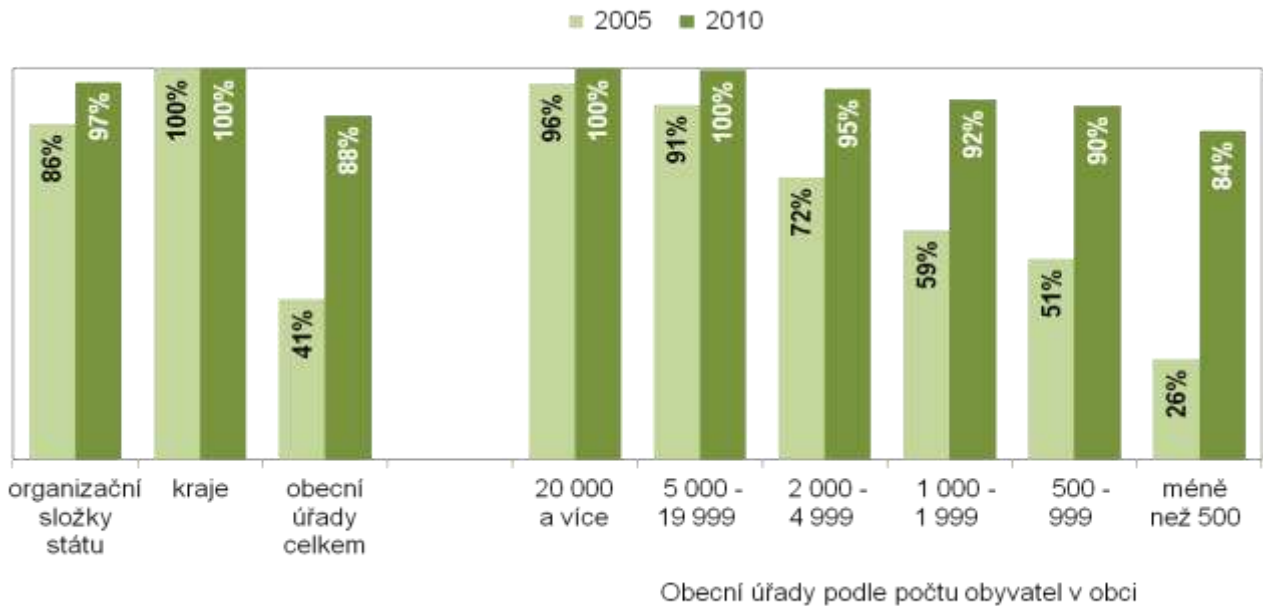
Households with internet access



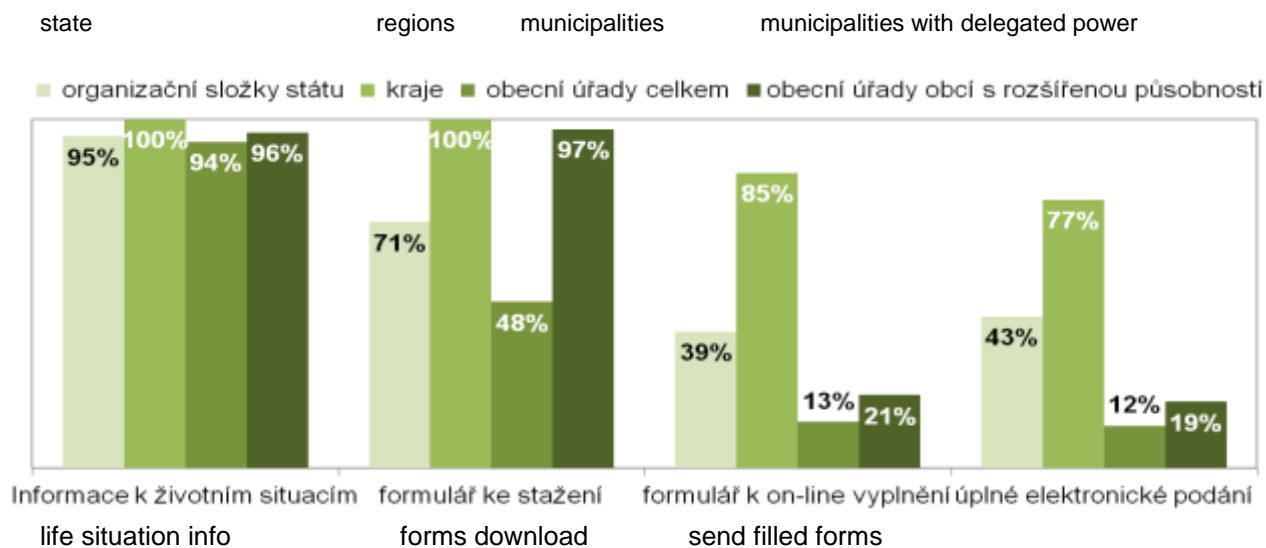
broadband access



Public authorities with broadband access (national, regional, local)

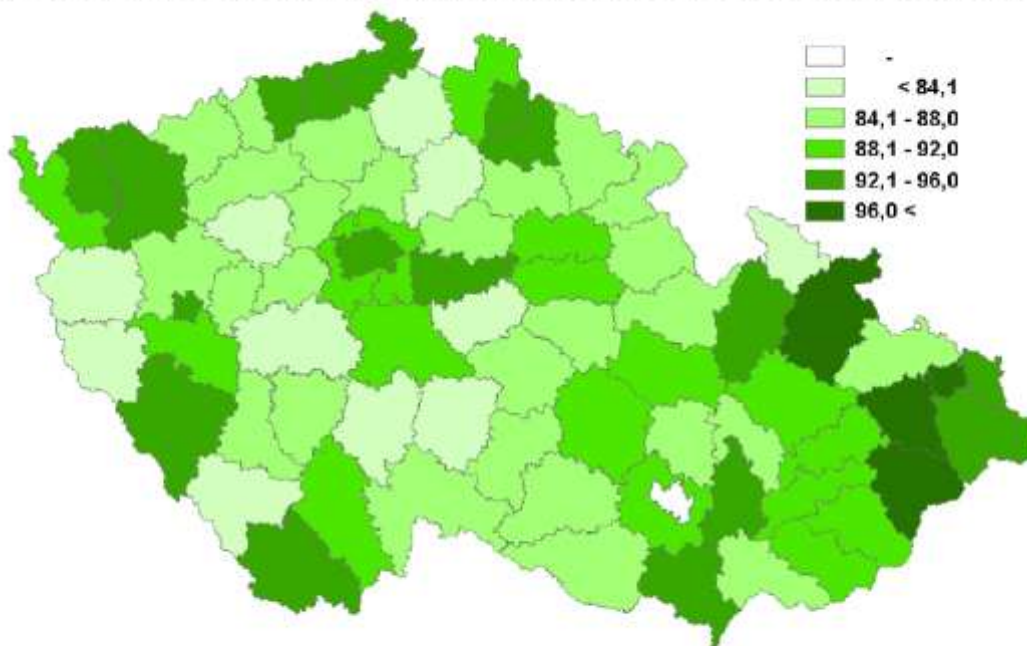


On-line services offered by public authorities



Municipalities with broadband access in districts

Kartogram 1: Obce s vysokorychlostním připojením k internetu v okresech ČR, k 31.12. 2010



% obcí daného regionu

Zdroj: Český statistický úřad, 2011